

Fast peyote stitch

Weave two rows of peyote stitch
in a single pass

by **Dona Anderson**

I learned this accelerated method for doing peyote stitch in 1999 from Kathy Rice of New Mexico who, in turn, learned it from an American Indian beader. With this method, which allows me to work two rows at a time, I can complete a bracelet-length band of ten-row-wide flat peyote stitch with 8^o seed beads in approximately 45 minutes.

stepbystep

[1] Attach a stop bead (Basics, p. 134) to a comfortable length of thread, and pick up an even number of seed beads. Work four rows in standard flat, even-count peyote stitch (Basics).

[2] Pick up the same number of beads you started with in step 1. Drape them across the beadwork, and sew through the end up-bead of the previous row, going in the opposite direction (**figure 1**).

[3] Skip the last bead picked up, sew through the next one, and continue through the next up-bead on the previous row (**figure 2, a-b**).

Continue across, zigzagging through every other bead in the group you just picked up and the next up-bead on the previous row (**b-c**).

[4] Repeat steps 2 and 3 for the desired length, adding thread (Basics) if needed.

Figure 3 shows the next two rows completed. To finish, remove the stop bead and secure the tails. ●

EDITOR'S NOTE:

By modifying this technique, you can also work flat, odd-count peyote or tubular peyote. Visit beadandbutton.com to see step-by-step instructions for these other versions.

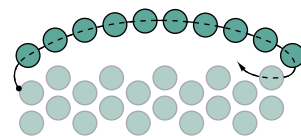


FIGURE 1

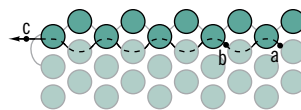


FIGURE 2

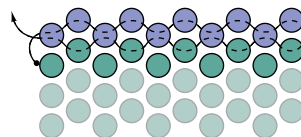


FIGURE 3



Dona Anderson, author of two bead pattern books, got hooked on beading in 1995 after falling in love with beaded amulet bags made by Wendy Hubick and Sue Jackson. Dona has been teaching bead classes throughout the United States since 1998. To see more of Dona's beautiful beadwork, visit her Web site, donandersonbeads.com, or e-mail her at donandersonbeads@aol.com.

Create beautiful jewelry with *Bead&Button* magazine

With every issue of *Bead&Button* magazine you'll get 28+ projects, complete with step-by-step instructions, detailed photographs, and illustrations. Let *Bead&Button* bring endless imagination and possibilities to your jewelry making!

**Subscribe
TODAY!**



Order online at

www.beadandbutton.com/promo

Enter code I4D2 or call 800-533-6644

Monday-Friday, 8:30 am - 5:00 pm Central Time. Outside the U.S. and Canada, call 262-796-8776.